

POST-ASSESSMENT PROCEDURES








1. Firstly, if you wish to show your students the results of their assessments, enable "After the quiz is closed" "Marks" under "Review options" using the "Edit/ Edit settings" setting for the relevant assessment in Editing mode. If you also enable the options "Whether correct" and "Right answer", your students will be shown the correct answers to the questions, as well as whether they answered them correctly.

If you wish to use the questions again in the future, do not enable the options "Whether correct" and "Right answer".

You may perform these procedures after completing the "Manual grading" procedures.

Review options

During the attempt

- The attempt 
- Whether correct 
- Marks 
- Specific feedback 
- General feedback 
- Right answer 
- Overall feedback 

Immediately after the attempt

- The attempt
- Whether correct
- Marks
- Specific feedback
- General feedback
- Right answer
- Overall feedback


Later, while the quiz is still open

- The attempt
- Whether correct
- Marks
- Specific feedback
- General feedback
- Right answer
- Overall feedback

After the quiz is closed

- The attempt
- Whether correct
- Marks
- Specific feedback
- General feedback
- Right answer
- Overall feedback

From this point onwards, you will see the steps to save assessment results to your computer.

2. Click the name of your Assessment while in the Course. Example:  test_cam

Admin Test Course

[Ana sayfa](#) / [Derlerim](#) / [Diğer Birimler](#) / [Admin Test Course](#)

Respondus LockDown

Browser






[Dashboard ...](#)

Blok ekle

Ekle...

  test_cam 

  Quiz_simulation 

Bu bir simülasyon sınavıdır.

İçerisinde 30 tane soru bulunmaktadır.

Sınav süresi 45 dk dır.

3. Click the link “Attempts: nn” to see the number of students taking the assessment.

Example: [Attempts: 1](#)
test_cam

Attempts allowed: 1

This quiz closed on Friday, 29 May 2020, 9:55 PM

Time limit: 40 mins

[Attempts: 1](#)

[Back to the course](#)

4. Especially if you have open ended questions, grade them via the links “Manuel grading”, “Not yet graded”, or the individual “Requires grading” links.

Q. 1
Grade/100.00 /100.00

Not yet graded	Requires grading
----------------	------------------

5. Click the Sonuçlar/ Cevaplar link under the administration panel. Ensure that the options “soru metni”, “cevap” and “doğru cevap” are enabled. Then, choose the Excel or the pdf format under “Tablo verileri” to download your questions, student answers and the correct answers to your computer.

Administration

- Home
- Dashboard
- Profile
- My courses
- Courses
- Competency Dashboard
- Create QR link

Administration

- Quiz administration
- Edit settings
- Group overrides
- User overrides
- Edit quiz
- Preview
- Results
- Responses
- Statistics
- Manual grading
- Locally assigned roles
- Permissions
- Check permissions
- Filters
- Competency breakdown
- Logs
- Backup

Attempts: 1

What to include in the report

Attempts from: enrolled users who have attempted the quiz

Attempts that are: In progress Overdue Finished Never submitted

Display options

Page size: 25

Show the: question text response right answer

Show report

Only one attempt per user allowed on this quiz.

Download table data as: Microsoft Excel (.xlsx) Download

	First name / Surname	ID number	Email address	Department	Institution	State	Grade/100.00	Question 1	Response 1	Right answer 1
<input type="checkbox"/>	Ue STUDENT	123457	uestudent@student.atilim.edu.tr	Atilim	Üniversitesi	Finished	Not yet graded	Hukuk sistemi hakkında görüşler	Cevabınız yazınız: sfsfsdf	-

Select all / Deselect all Delete selected attempts

6. Save the “dersinizinadi-cevaplar.xls” file to your computer and review the answers using the file(s).
7. If you wish, you may only download the number of the correct or wrong answers of students by only enabling the option “Marks”.
8. In addition, you may click “Review attempt” to review students’ answers individually.

Quiz navigation

1 2 3 4 5

Show one page at a time

Finish review

Navigation

- Home
- Dashboard
- Profile
- My courses
- Other Departments
- Educational Technologies...
- ARGEDA-TTO
- MEDICANA
- Admin Test Course
- Participants
- Competencies
- Grades
- General
- test_cam
- Schools
- Distance Education Programs
- Faculties
- Courses

Ue STUDENT

Started on: Friday, 29 May 2020, 8:45 PM

State: Finished

Completed on: Friday, 29 May 2020, 9:27 PM

Time taken: 41 mins 26 secs

Overdue: 1 min 26 secs

Marks: 0.00/5.00

Grade: 0.00 out of 100.00

Question 1

Incorrect

Mark 0.00 out of 1.00

Edit question

1. Dünya Savaşı öncesinde, Osmanlı Devletinin Boğazlar bölgesini paylaşmak üzere yapılan gizli anlaşma hangisidir?

Select one:

a. Londra Anlaşması.

b. İstanbul Anlaşması.

c. St. Jean de Maurienne Anlaşması. ✘

d. Sykes-Picot Anlaşması.

The correct answer is: İstanbul Anlaşması.

Make comment or override mark

Response history

Step	Time	Action	State
------	------	--------	-------